

CURTAIN + PRINT

manual



FROM IMAGE TO CUSTOMIZED CURTAIN FABRIC

Vescom Curtain+Print can provide a customized, unique addition to a space's atmosphere and identity. Imbuing interiors with tactility and comfort, our digitally printed curtain and sheer fabric solutions can regulate light and temperature, soften reverberation and the space itself, or connect or divide a room. They offer the opportunity to adjust spaces to support productivity and wellbeing – all with a personalized aesthetic.

Our digitally printed curtains and sheers look and feel completely natural yet are made from flame retardant polyester to meet the strictest global standards for public buildings. Because we engineer most of our fabrics in our German weaving mill, we have extensive knowledge about fabric construction and can guarantee the quality of our materials. By combining this knowledge with the expertise gained from many years of producing digitally printed wallcovering, we create on-demand digitally printed curtain and sheer fabrics of the highest quality.

This manual guides you through the complete process of taking your image through to a customized curtain fabric. We explain how to prepare your imagery, select your fabric, and compile your specifications before handing the project over to our expert team to translate it into the perfect result.

contents

STEP 1 prepare your imagery 4

- pixel files 5
- vector files 7
- combination pixel/vector files and fonts 8
- colour profiles 9
- seamless pattern repeats 10
- seamless image repeats 11

STEP 2 select your fabric 12

- flame retardancy 13
- floor-to-ceiling or standard installation 14
- printable width 15
- colour match with standard collection 16
- printable black out and dim out fabrics 17
- printable acoustic sheers 18
- washability 19
- STANDARD 100 by OEKO-TEX® 20
- IMO certification 21

STEP 3 compile your specifications 22

STEP 4 translation of image to printed curtain fabric 23

STEP 5 production 24



overview technical specifications 25






STEP 1 prepare your imagery

Whether you provide us with imagery that's realistic or abstract – a pattern, structure or motif, or even text-based – we will translate it into a curtain or sheer fabric with the perfect colour and/or pattern repeat in a function that fits your needs (e.g. acoustic, black out, dim out).


This section contains all you need to know about image requirements: **file formats, colour profiles, proportions and repeats.**



Example of a photo in a pixel format



Example of an illustration in a pixel format



A zoomed-in view shows the image is composed of pixels

PIXEL FILES

Pixel files consist of many squares or 'pixels', each with their own colour. When these coloured squares are displayed en masse and at a small enough size, they appear as an image instead of as individual pixels. Digital photos are always pixel files, but illustrations can also be created or saved in a pixel file format. The disadvantage of pixel files is that imagery can become blocky when enlarged.

To ensure the best possible results for Vescom Curtain+Print, we work with the following quality standards:

**Minimum resolution of a pixel file:
30 PPI on a 1:1 scale or 300 PPI on a 1:10 scale**
**Optimal resolution of a pixel file:
150 PPI on a 1:1 scale**

**Common pixel files formats:
.JPEG, .TIFF, .PSD, .RAW**

When the quality of a pixel file is too low, pixels will become visible to the naked eye. This is known as a pixelated image.




Example of a pixelated image

The resolution of images can be upscaled, but this will not result in a good quality print if the quality of the original image file is too low.



Good quality image



Poor quality image




Poor quality image after upscaling the resolution



Example of an illustration in vector format

No matter how much you zoom in,
the image remains sharp



VECTOR FILES

Vector files are essentially digital line drawings. They are built with mathematical formulas that establish points, or 'vectors', on a grid and shape the lines between these points. Vector elements can be scaled infinitely without ever losing sharpness and quality. **Logos, icons and other types of line drawings are often made as vector graphics.**

COMBINATION PIXEL/VECTOR FILES AND FONTS

Some files contain both pixel and vector elements – for example, when text or illustrations are applied to a photographic image. When working with fonts, please include them as separate files in the delivery package or make sure they are ‘outlined’ – a command in vector graphic software that converts fonts into graphics – within the image file. This will ensure fonts are displayed correctly for printing. The most common extensions for font files are .TTF and .OTF. If it is not possible to install a font used in the artwork, the appearance of the font will change, and the result will differ from the intended outcome.

Please note that when an element is made in a pixel format, saving it in a vector file format will not convert that element into a vector element; it will simply be included as a pixel element in the vector file.

Common vector file formats:

.AI, .EPS, .PDF. Both .AI and .EPS files are primarily used for vector elements but can also contain pixel elements. The most common format for combined files is .PDF.



A combination of pixel and vector elements

Font included

PilGi font

Correct display of the font

Font not included

PilGi font

Incorrect display of the font

Font example



COLOUR PROFILES

Vescom's printers work with CMYK, which means all colours visible on the print are composed of four colours: cyan (C), magenta (M), yellow (Y) and black (K, which stands for key colour). To ensure the printing of colours is as consistent as possible, we work in the FOGRA39 colour profile intended for CMYK printing and calibrate our machines according to the DIN/ISO standard.

Other colour profiles such as RGB will be converted to CMYK before printing. For Textile Pantone colours, we can approximate the correct colour by comparing them with our colour books. Bear in mind that slight differences can occur and that not all colours can be replicated well in CMYK due to the pigments used, particularly for bright colours.

Note: We do not advise printing full plain colours as their uniformity cannot be guaranteed. If you wish to print a plain colour, always combine it with a structure in the image file.




Single pattern



Pattern repeated



Example A of a repeated pattern



Example B of a repeated pattern



Single pattern

SEAMLESS PATTERN REPEATS

In addition to single images, we can print seamless patterns: identical images that can be placed side by side to produce a larger pattern without any visible seams or content interruptions. Thus, the image can be infinitely repeated. Shown is an example of how a single pattern can be transformed into a repeated pattern.

You can either deliver your image with a seamless repeat, or work with the support of our expert in-house design team to turn your single image into a seamlessly repeated pattern.



Example A: seamless image repeat



Example B: non-seamless image repeat



SEAMLESS IMAGE REPEATS

Like patterns, images can also be seamlessly repeated. But unlike seamless pattern repeats, seamless image repeats often occur solely horizontally. Artworks that do not have the same proportions as the measurements of the desired printed curtain fabric must be repeated, cropped, enlarged, stretched or squeezed to fit. This can affect both the quality of the image and the way it is cropped. Shown are examples of how an image repeat works, and the consequences of not seamlessly repeating an image.

You can either deliver your image with a seamless repeat, or work with the support of our expert in-house design team to turn your single image into a seamlessly repeated image.

STEP 2 select your fabric

Vescom Curtain+Print is available in a range of **eight different structured fabrics with different functional solutions** – a mix of dense and open weaves, solid and transparent options, and matte and sheen yarns. From the natural look of transparent sheer Swan+Print to the tight weave of dim out curtain Bedra+Print to acoustic offering Marmara+Print, which features a matte and a glossy side.

Please note: Double-sided printing is not possible. On transparent fabric qualities, printed imagery will be visible on both sides.

Elara+Print

acoustic

Bedra+Print

dim
out

Nila+Print

black
out

Moroni+Print

black
out

Bray+Print

black
out

Marmara+Print

acoustic

Swan+Print

Chira+Print



FLAME RETARDANCY

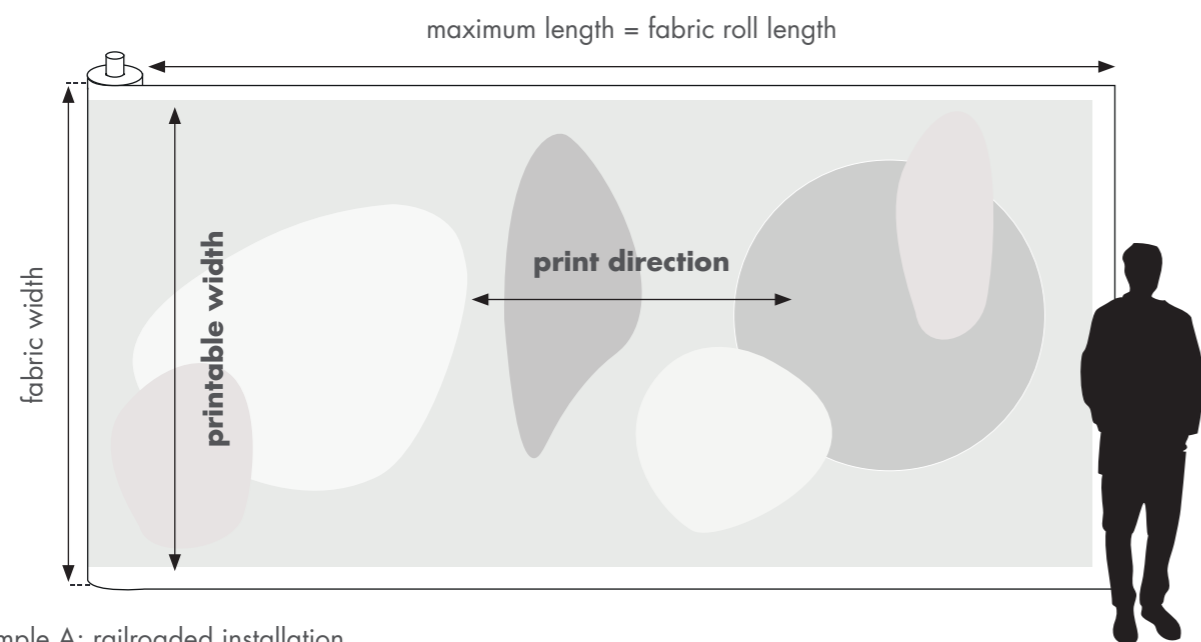
Vescom's printable curtains and sheers look and feel completely natural yet are made from flame retardant polyester to meet the strictest global standards for public buildings. Our flame retardancy is embedded into the yarn itself rather than applied as a finish, guaranteeing the quality remains permanently contained within our fabrics.

Vescom Curtain+Print passes:

EN 13773, class 1
 BS 5867-2, type C
 NF P 92 / 503-507, M1*
 DIN 4102, B1
 UNI VF 8456-8457, class 1
 IMO 2010 FTP part 7
 NFPA 701
 CAN/ULC S109

* except black out curtains Bray+Print and Nila+Print

For further technical information, see the Vescom Curtains & Sheers manual. Official test certificates for each fabric are available for download on our website www.vescom.com.



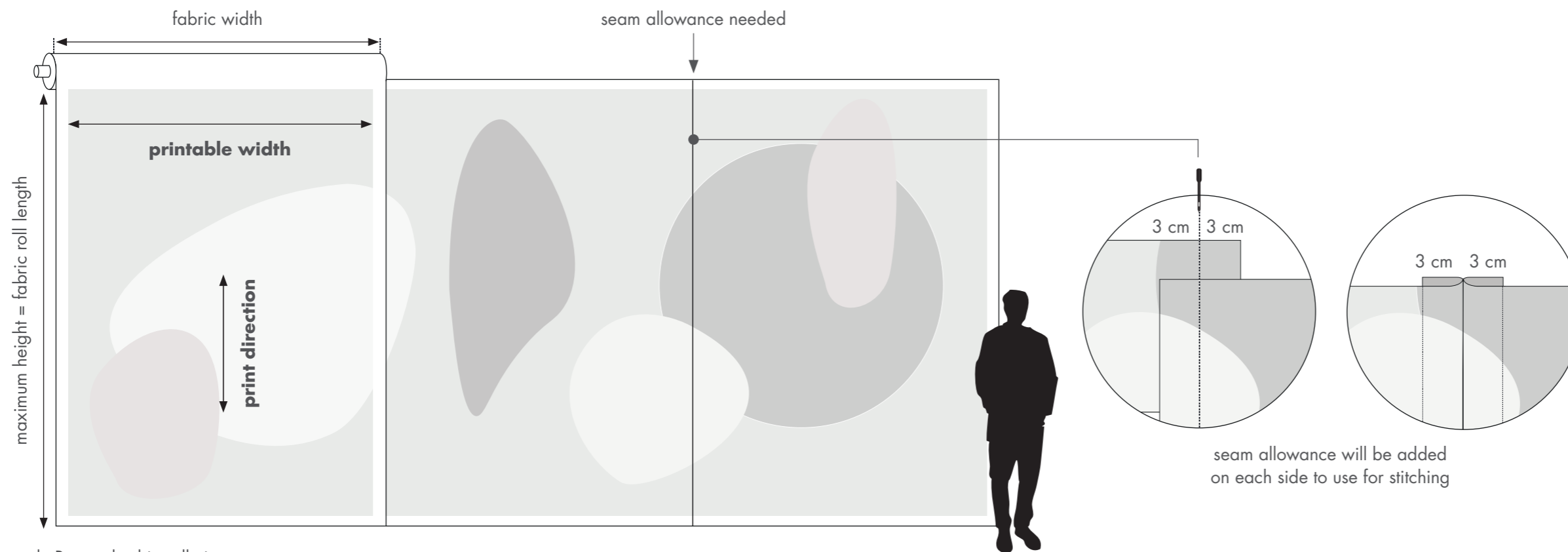
Example A: railroaded installation

FLOOR-TO-CEILING OR STANDARD INSTALLATION

Our Curtain+Print qualities are woven on a double loom, giving them a printable width of between 270 cm and 290 cm. To achieve a seamless and cost-effective floor-to-ceiling solution, double-width fabrics can be rotated 90° so that their width covers the height of the room. This is also called **railroaded installation** (see example A).

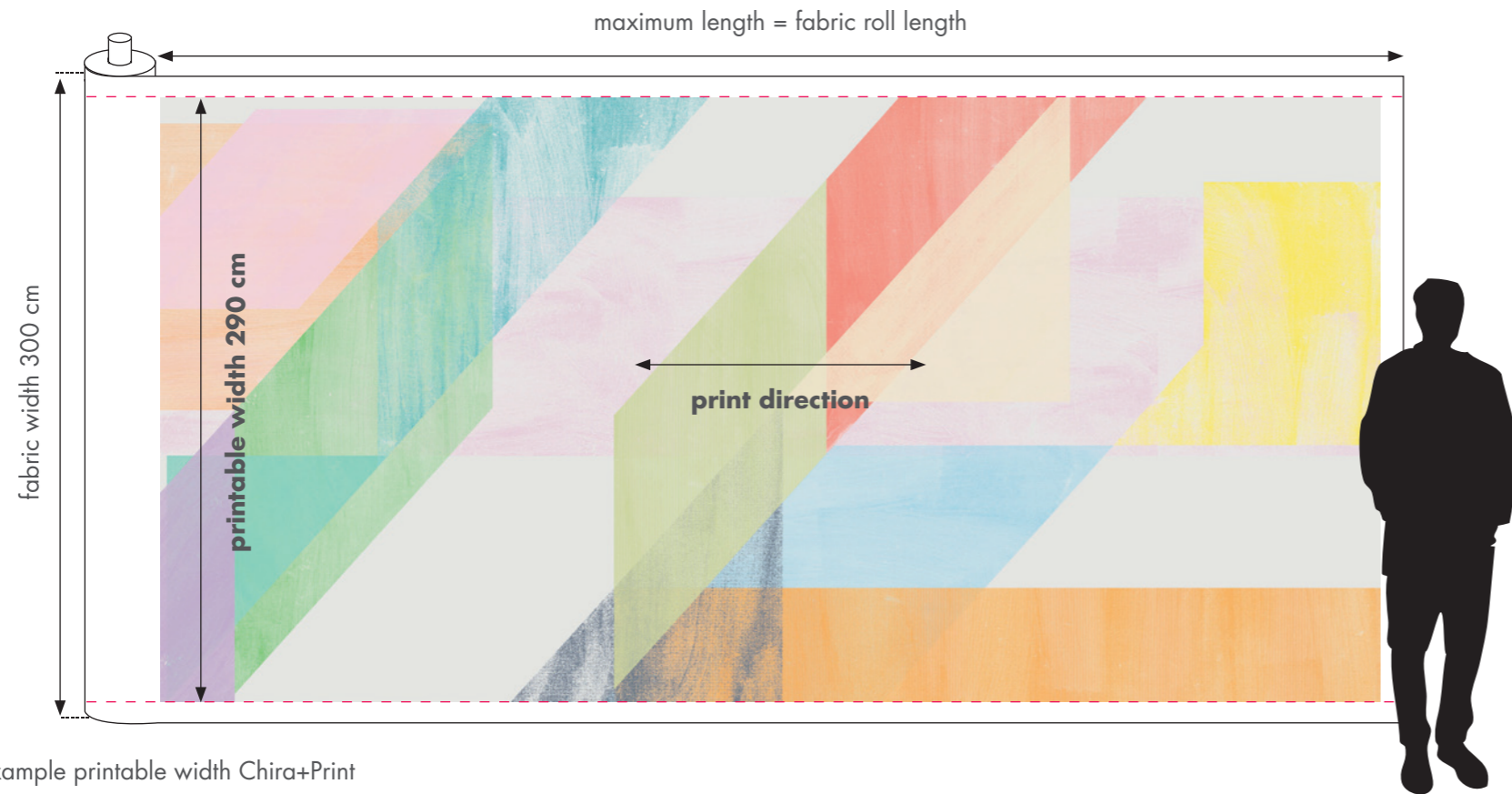
For room heights higher than the printable width of the fabric, only standard installation is possible (see example B). This method requires seams, which will need to be accounted for in relation to imagery and eventual confection.

Find a detailed overview of the printable widths and fabric roll lengths on page 15.



Example B: standard installation

seam allowance will be added on each side to use for stitching



Example printable width Chira+Print

PRINTABLE WIDTH

Each Curtain+Print fabric has an actual width and a smaller printable width (see table below). Please note that if you wish to combine printable curtain fabrics with curtain fabrics from Vescom's standard collection, their widths will differ – even if the products share the same name.


curtain+print fabric	fabric width	printable width	max. roll length
chira+print	300 cm	290 cm	50 m
swan+print	295 cm	285 cm	50 m
marmara+print	298 cm	288 cm	25 m
bedra+print	290 cm	280 cm	30 m
bray+print	280 cm	270 cm	25 m
moroni+print	285 cm	275 cm	25 m
nila+print	280 cm	270 cm	25 m
elara+print	302 cm	290 cm	40 m



COLOUR MATCH WITH STANDARD COLLECTION

All our digitally printed curtains and sheers are printed on a white-coloured ground cloth. Three of these white printable fabrics have counterparts in our standard curtain and sheer collection, giving you the advantage of being able to combine personalized printed areas with non-printed curtain fabrics – all with the same colour. An overview of the three colour matches can be found below.

curtain+print fabric	collection match
chira+print 8075.01	chira 8053.12
swan+print 8084.01	swan 8071.16
marmara+print 8076.01	marmara 8025.14
elara+print 8093.01	elara 8089.05



PRINTABLE BLACK OUT AND DIM OUT FABRICS

Through digital printing, our black outs and dim outs can be personalized to complement a space's concept story with individual patterns, designs or colour treatments.

Vescom black out and dim out curtain fabrics offer a floor-to-ceiling solution, ensuring the best possible coverage. These products can greatly contribute to wellbeing in spaces such as hotel rooms and hospitals, where the necessities of rest and sleep are often interrupted by light pollution, and are also beneficial for spaces like conference rooms, classrooms and lecture theatres, where projectors demand certain light conditions. All our black out fabrics have a light-coloured reverse side, which means the curtains appear harmoniously uniform from the outside. Because lighter tones better reflect light, they also keep out as much heat as possible.

Our printable dim out/black out options are: Bedra+Print, Nila+Print, Bray+Print and Moroni+Print.

For further technical information, see the Vescom Curtains & Sheers manual. Official test certificates for each fabric are available for download on our website www.vescom.com.




PRINTABLE ACOUSTIC SHEERS

By customizing the look of Vescom's acoustic sheers, it's possible to create truly unique curtains that minimize sound disturbance while maximizing visual connections and daylight. The porosity of Vescom's acoustic sheers and the special weaving and yarn technology used in their production enable them to absorb up to five times more sound than other sheers, making them ideal for today's interiors rich in sound-reflective surfaces such as concrete, glass and marble.

They can be used to emphasize and enhance the mood and atmosphere of dining spaces, or fully integrated into workplace interiors – perhaps with customized imagery that reinforces company values or reflects the different roles of different areas, such as productivity zones or relaxation rooms.

Our printable acoustic option is:
» **Marmara+Print**
» **Elara+Print**

For further technical information, see the Vescom Curtains & Sheers manual. Official test certificate is available for download on our website www.vescom.com.



WASHABILITY

The ability to wash and clean curtains is crucial for contract interiors – spaces like hotels, for instance, which experience a high turnover of individuals, as well as hospitals, where hygiene is non-negotiable. Textiles must be washed at a minimum temperature of 60°C to kill bacteria, viruses and dust mites. **Most of our Vescom Curtain+Print options are washable at 70°C.**

For further technical information, see the Vescom Curtains & Sheers manual. This manual is available for download on our website www.vescom.com.



STANDARD 100 BY OEKO-TEX®

STANDARD 100 by OEKO-TEX® is a global certification system that ensures every component of a product is tested for the presence of several hundred harmful substances, including pesticides, carcinogenic colourants and heavy metals. Textiles that carry the STANDARD 100 label are 100% certified to have absolutely no adverse impact on human health.

The following Curtain+Print fabrics are certified STANDARD 100 by OEKO-TEX®: Chira+Print, Swan+Print, Marmara+Print, Elara+Print and Bedra+Print.

Official test certificates for each fabric are available for download on our website www.vescom.com.



IMO CERTIFICATION

All our Curtain+Print fabrics fulfil the International Maritime Organization (IMO) flame retardant standards for the shipping industry, making them suitable for cruise ships, ferries and offshore platforms.



Official test certificates for each fabric are available for download on our website www.vescom.com.



STEP 3 compile your specifications

Once you've selected and prepared your image and decided on the fabric, all this information – together with your desired volume of printed curtain fabric – should be compiled and relayed to your Vescom sales contact, who will be on hand to guide you through the process. Only when all the necessary information is complete will the sales contact officially set your project in motion through the **Checklist**.



STEP 4 translation of image to printed curtain fabric

Our expert design team will then begin to translate your imagery into a fully integrated curtain or sheer fabric with the perfect colour and/or pattern repeat in a function that fits your needs (e.g. acoustic, black out, dim out). The first result of this translation process is an **Info Document**, which needs to be approved by the customer before the printed curtain fabric goes into production.

We advise Curtain+Print customers to request a test print (1 m) before finalizing the full order to ensure the result meets your expectations. The test print needs to be approved via the Info Document.





STEP 5 production

Because we engineer most of our fabrics in our own weaving mill, we have extensive knowledge about fabric construction and can guarantee the quality of our materials. By combining this knowledge with the expertise gained from many years of producing digitally printed wallcovering, we create on-demand digitally printed curtain and sheer fabrics of the highest quality.



curtain+print fabric	product number	printable width	washable at 70°C	acoustic	dim out	black out	IMO	OEKO-TEX®	colour match collection	max. roll length
chira+print	8075.01	290 cm	✓				✓	✓	chira 8053.12	50 m
swan+print	8084.01	285 cm	✓				✓	✓	swan 8071.16	50 m
marmara+print	8076.01	288 cm	✓	✓			✓	✓	marmara 8025.14	25 m
bedra+print	8061.01	280 cm	✓		✓		✓	✓		30 m
bray+print	8065.01	270 cm	✓			✓	✓			25 m
moroni+print	8062.01	275 cm				✓	✓			25 m
nila+print	8064.01	270 cm	✓			✓	✓			25 m
elara+print	8093.01	290 cm	✓	✓			✓	✓	elara 8089.05	40 m

For further technical information, see the Vescom
Curtains & Sheers Manual.
This manual is available for download on our website
www.vescom.com.